

# FILTERED WATER BOTTLE

(RED Line Series II)



**USER MANUAL**  
Model Number 67258

EPA Est. No 71766-UT-001

# FILTERED WATER BOTTLE

## INTRODUCTION

Thank you for purchasing the WaterBasics RED Line Filtered Water Bottle, the perfect way to enjoy great tasting, pure water with just a squeeze and a sip.

The WaterBasics RED Line Filtered Water Bottle is designed for ease of use and reliable service. To ensure proper performance please follow these simple steps.

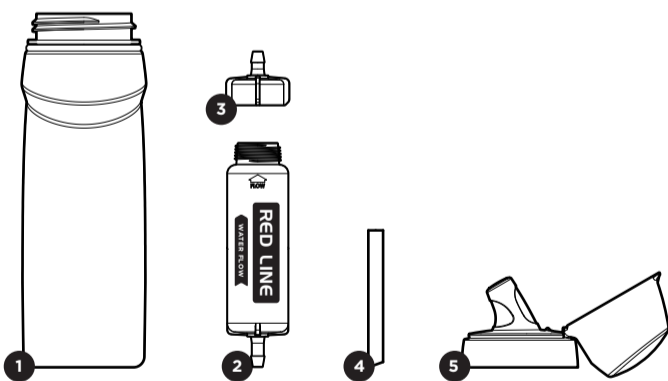
## FEATURES

- Replaceable Series II, RED Line Filter
- Patented, leak proof Bite-Me™ valve
- Dust Cap keeps valve clean and sanitary
- BPA free, soft, squeezable LDPE bottle
- Finger ring for easy filling and secure attachment to packs or equipment
- Fits in bike bottle cages or cup holders

## CAUTIONARY STATEMENTS

- CAUTION - To avoid cross contamination: Do not handle mouthpiece with wet hands that been exposed to contaminated water. Do not submerge mouthpiece or unconnected filter in contaminated water.
- CAUTION - Do not freeze filter or expose filter to extreme temperatures

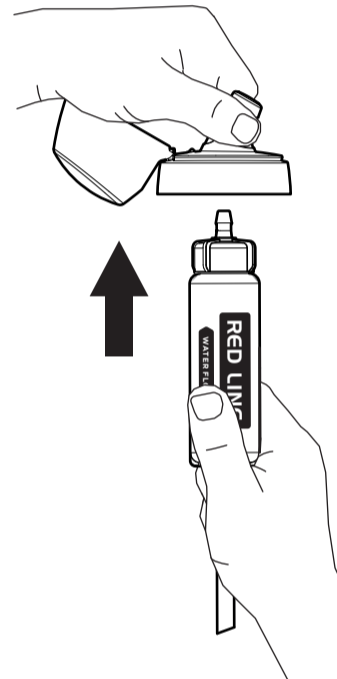
## COMPONENTS



## PARTS LIST

PART #	ITEM NAME
1	014032-022 Bottle
2	076721-022 RED Line Series II Filter
3	045294-022 Barbed Adapter
4	050110 Straw
5	70074-144 Bottle Cap

## REMOVE AND REPLACE FILTER



### STEP 1

Unscrew the cap and remove cap and filter from bottle.

### STEP 2

Fill water up to the 20 oz fill line and screw cap back on.

### STEP 3

Open cap and sip through the Bite Me™ valve. Squeeze to accelerate flow.

### STEP 1

Unscrew the cap from the water bottle.

### STEP 2

Pull down on filter to disconnect from seal on cap.


### STEP 3

To attach straw, dip straight cut end of straw 1" deep into hot water. After 10-15 seconds remove and push over barb.

Once straw is attached, pinch the Bite Me™ valve with one hand, and push filter upwards into the cap with the opposite hand.

### STEP 4

Once connected, press down on the Bite Me™ valve to align correctly in cap.



## MAINTENANCE AND STORAGE

1. Your WaterBasics Water Bottle can be cleaned with hot, soapy water or by placing it on the top rack of a dishwasher.
2. Clean the cap by removing the Bite Me™ valve and washing it with hot, soapy water or by placing the cap with the dust cover open on the top rack of a dishwasher. Allow to air dry before storing.
3. Clean the Bite Me™ valve by pulling it from the top of the cap and washing it in the "silverware" tray of a dishwasher. Allow to air dry before replacing in cap and storing.
4. Replace the Bite Me™ valve by pressing the base of the valve into the top of the cap with a twisting motion until the flange is fully engaged.
5. The filter can be stored wet and in place for short periods of time (<30 days) due to the action of the Miraguard™ Antimicrobial\* Technology.
6. If you need to store the filter for long periods of time (>30 days):
  - a. Remove the filter from the bottle.
  - b. Remove the straw.
  - c. Shake out any excess water and allow the filter to dry at least 48 hrs. prior to storage.
  - d. Store in a cool, dry place. Do not store in a sealed container.
7. Do not freeze filter. Freezing a wetted filter may damage the filter media and compromise the filter integrity.
8. Do not expose filter to extreme temperatures.

## REPLACEMENT & COMPATIBLE PARTS

PART #	ITEM NAME
67254	GRN Line All-in-One Emergency Water Kit (Replacement Filter)
67259	RED Line All-in-One Emergency Water Kit (Replacement Filter)

## TECHNICAL INFORMATION

### FILTER CARTRIDGES

PARAMETER	RED Line Series II Filter
Service Life	120 Gal. (454 L)
Flow Rate	up to 500 ml/min
Operating Temperatures	35-120° F (1.6-49° C)
Operating Pressures	0-3 psi (0-0.211 kg f/cm <sup>2</sup> )
Use Conditions	Use best water source available, quality of the source water may vary, use only Aquamira RED Line or GRN Line Series II filters. Pre-treatment with Aquamira Water Treatment Drops (67202) is recommend if using GRN Line filters and biological quality of source water is uncertain.

#### Removal

RED LINE		VIRUS PROTECTION
Virus Removal	≥99.99%	
Bacteria Removal	≥99.9999%	
Cyst Removal	≥99.95%	
Chlorine, Chemical, Taste & Odor Removal		
MEETS OR EXCEEDS ANSI/NSF 42		

## LIMITED WARRANTY AND DISCLAIMER

Aquamira warrants all products to be free from defects in workmanship and materials for one year from the date of purchase by the consumer, or for the duration of the imprinted shelf life. Filter clogging or normal wear is not a defect. If you are not satisfied with the performance of an Aquamira product, Aquamira will repair or replace the product.

Aquamira Technologies, Inc. (Aquamira) hereby excludes any expressed or implied warranties of fitness for a particular purpose. The following is made in lieu of any such warranties: The information and specifications supplied by Aquamira are based on industry standards and are tested using standard laboratory test conditions which are accepted in the industry to be reliable. Aquamira does not guarantee that any result shown or claimed will be obtained. Before using any Aquamira product, the user shall determine the suitability and the fitness of the products for their intended use. The effectiveness of Aquamira products may be limited by environmental or hygienic conditions, such as use with contaminated hands, recontamination after filtration or treatment, failure to maintain a sterile mouthpiece or downstream equipment, sharing with multiple users, exposure to extreme environmental conditions such as heat, freezing, severe shock such as drops or other impact that may damage the integrity of filters, seals or connections. The user assumes all risk and liability in connection with its own tests and use. Aquamira shall not be liable for any injury, loss or damage, direct or consequential, resulting by or from the use, misuse, or inability to use Aquamira products.

## CERTIFICATIONS AND PATENTS



Certified by IAPMO R&T to US EPA Microbiological Purifier test standard for the reduction of cysts, bacteria and viruses. Certified to NSF/ANSI 372 for lead free content.

Protected by the following US Patents: #6039305 #9162167

**aquamira.**

917 West 600 North, Logan, UT 84321  
ph: (877) 644-4650  
www.aquamira.com  
© Copyright 2016 Aquamira Technologies, Inc.

015020A

**aquamira.**